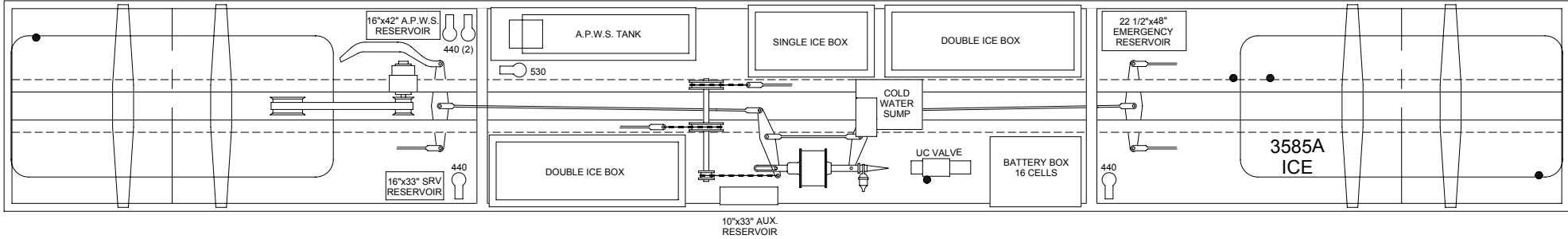




PULLMAN PLAN 3585/3585A
10 SEC - 1 DR - 2 CP SLEEPING CAR
UNDERBODY EQUIPMENT LAYOUT
ICE A/C SYSTEM, UC BRAKES, SINGLE 18" BRAKE CYLINDER

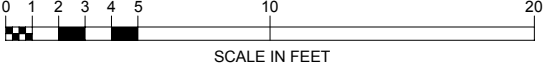
REFERENCE DRAWING: PULLMAN MD-B-1475 ISS. D

VIEW LOOKING UP FROM UNDERNEATH CAR



UNLABELED COMPONENTS

- TOILET WASTE PIPE ("POOP CHUTE")
-  STEAM TRAP
-  LIGHTING GENERATOR



COPYRIGHT 2004 T. C. MADDEN
 FOR NON-COMMERCIAL USE ONLY
 ALL RIGHTS RESERVED

PREPARED 7/12/04